

# Amarr<sup>®</sup>

## HERITAGE™ COLLECTION



Short Panel with Tempo DecraGlass (SP65)

**Tradition never goes out of style.** Choose from four different panel designs to create the steel garage door you always wanted. The Heritage Collection of traditional designs provides a low-maintenance heavy gauge steel door. Amarr's section interfaces are designed to reduce the risk of serious finger and hand injuries. The Heritage Collection. Great looks for years to come.

Brown Short Panel with Stockton DecraTrim (SP20)



Almond Short Panel with Cascade DecraTrim (SP23)




Sandtone Long Panel with Sunray DecraTrim (LP27)



Heritage 3000 Ribbed Panel (RP)



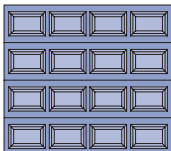
Flush Panel (FP)



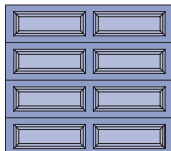
Ribbed Panel  
(Shown painted by homeowner)

### PANEL DESIGNS


SP • SHORT PANEL




LP • LONG PANEL



FP • FLUSH PANEL



RP • RIBBED PANEL\*



\*Available on 3000 model only



Long Panel with Trellis DecraGlass (LP68)

# HERITAGE™ COLLECTION

## Construction



### STEEL

#### 1000

##### Single-Layer: Steel

Get value and durability with a Heritage 1000 single-layer steel door. These heavy-duty steel doors are durable, reliable, and low maintenance.

- Heavy-Duty Exterior Steel
- Durable, Reliable, Low Maintenance



#### 2000

##### Double-Layer: Steel + Insulation

A Heritage 2000 double-layer door provides durable, low maintenance features, plus a layer of vinyl-coated insulation for increased thermal properties and quieter operation.

- Heavy-Duty Exterior Steel
- Durable, Reliable, Low Maintenance
- Environmentally Safe Polystyrene Thermal Insulation with Vinyl Backing
- Energy Efficient
- Quiet Operation



#### 3000

##### Triple-Layer: Steel + Insulation + Steel

For the toughest, energy-efficient steel door, a Heritage 3000 triple-layer door includes the ultimate in thermal properties, plus a layer of steel for a finished interior look and added durability.

- Heavy-Duty Exterior and Interior Steel
- Durable, Reliable, Low Maintenance
- Environmentally Safe Polystyrene Thermal Insulation
- Superior Energy Efficiency
- Extra Quiet Operation

## COLORS

Actual paint colors may vary from samples shown.



Amarr steel doors arrive pre-painted; for custom colors, exterior latex paint must be used. Visit [amarr.com](http://amarr.com) for instructions on painting.

## Specifications

	HERITAGE 1000	HERITAGE 2000	HERITAGE 3000*
<b>PANEL DESIGNS</b>			
Short	•	•	•
Long	•	•	•
Flush	•	•	•
Ribbed			•
<b>INSULATION<sup>1</sup></b>		Polystyrene	Polystyrene
<b>R-VALUE<sup>2</sup></b>		6.84	9.19
<b>DOOR THICKNESS</b>	2" (5.1cm)	2" (5.1cm)	2" (5.1cm)
<b>STEEL THICKNESS</b>	24 ga	24 ga	24/27 ga
<b>WINDOW GLASS OPTIONS</b>			
3/32" Single Strength	•	•	•
Insulated Glass			•
Obscure	•	•	•
<b>WIND LOAD AVAILABLE<sup>3</sup></b>	•	•	•
<b>PAINT FINISH WARRANTY<sup>4</sup></b>	Lifetime	Lifetime	Lifetime
<b>HARDWARE WARRANTY<sup>4</sup></b>	3 Years	5 Years	Lifetime

\*Formerly WeatherGuard™ Plus  
<sup>1</sup>All insulation has passed fire safety testing.

<sup>2</sup>Calculated door section R-value is in accordance with DASMA TDS-163.

<sup>3</sup>It is your responsibility to make sure your garage door meets local building codes.

<sup>4</sup>For complete warranty details, visit [amarr.com](http://amarr.com) or contact your local Amarr dealer.

## Options

### DECRA TRIM WINDOW INSERTS

#### SHORT PANEL

##### CLEAR (C)



##### PRAIRIE (21)



##### WATERFORD (25)



##### FULL SUNRAY (28)



##### OBSCURE (O)



##### CATHEDRAL (22)



##### WAGON WHEEL (26)



##### STOCKTON (20)



##### CASCADE (23)



##### SUNRAY (27)



##### FIVE PIECE SUNRAY for 10' Door (29)



#### LONG PANEL

##### CLEAR (C)



##### PRAIRIE (21)



##### MOONLITE (24)



##### SUNRAY (27)



##### FULL SUNRAY (28)



##### OBSCURE (O)



##### CATHEDRAL (22)



##### WATERFORD (25)



##### THAMES (30)



##### STOCKTON (20)



##### CASCADE (23)



##### WAGON WHEEL (26)



##### ARCHED THAMES (31)



### DECRA GLASS™ WINDOWS

#### SHORT PANEL

##### PRAIRIE V-Shaped Bevel (50)



##### HEARTLAND (60)



##### ALLEGRO (63)



##### ROSETTE (66)



##### CHALET Brass Caming (52)



##### WICHITA (61)



##### METRO (64)




##### ARABESQUE (67)



##### RIVIERA "Frosted" w/V-Shaped Bevel (53)



##### HARVEST (62)



##### TEMPO (65)



##### TRELLIS (68)



#### LONG PANEL

##### PRAIRIE V-Shaped Bevel (50)



##### HEARTLAND (60)



##### ALLEGRO (63)



##### ROSETTE (66)



##### CHALET Brass Caming (52)



##### WICHITA (61)



##### METRO (64)




##### ARABESQUE (67)



##### RIVIERA "Frosted" w/V-Shaped Bevel (53)



##### HARVEST (62)



##### TEMPO (65)



##### TRELLIS (68)



165 Carriage Court  
 Winston-Salem, NC 27105

800.503.DOOR  
[www.amarr.com](http://www.amarr.com)

Your Local Amarr Dealer: